

# Futures<sup>+</sup>

QUICK START GUIDE

# TABLE OF CONTENTS

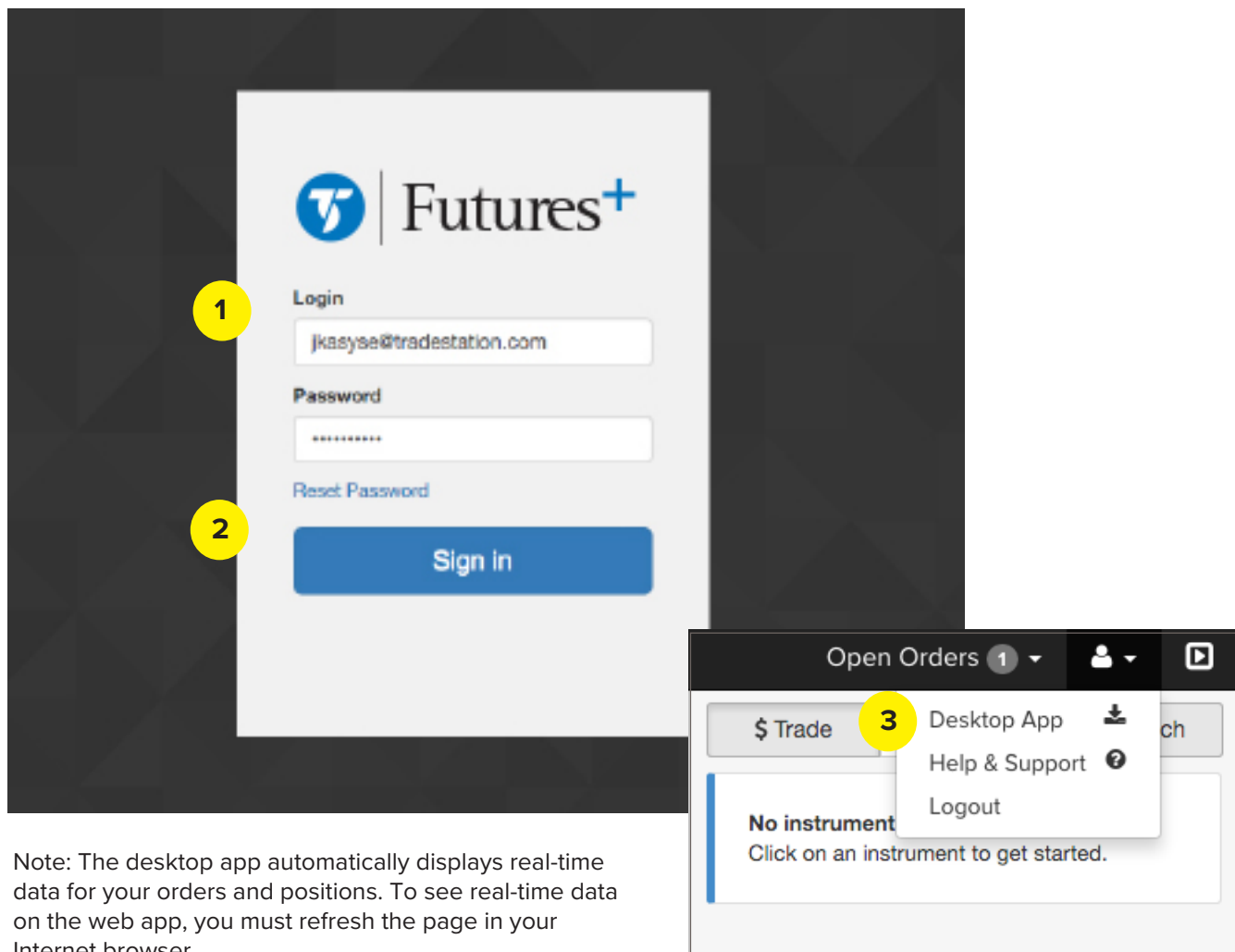
2	8	15
<b>LOG IN</b>	<b>POSITIONS VIEW</b>	<b>TIME &amp; SALES TAB</b>
3	9	16
<b>MARKETS VIEW</b>	<b>ACCOUNTS VIEW</b>	<b>RISK TAB</b>
4	10	17
<b>SELECT A CHAIN</b>	<b>FAVORITES</b>	<b>LOGGING OUT</b>
5	11	18
<b>ORDER TICKET TAB</b>	<b>SPREAD BUILDER TAB</b>	<b>HELP &amp; SUPPORT</b>
6	12	19
<b>ORDERS VIEW</b>	<b>RFQ WINDOW</b>	<b>DISCLAIMER</b>
7	13	
<b>OPEN ORDERS MENU</b>	<b>WATCHLIST TAB</b>	
	14	
	<b>MARKET DEPTH TAB</b>	

# LOG IN

# 2

Log in to the Client Center using your TradeStation account credentials to launch the Futures+ web app, which supports the latest two versions of Internet Explorer and Chrome. After you launch the Futures+ platform, login. Or you can access Futures+ by logging in directly at <https://futuresplus.tradestation.com>.


1. Enter your Login ID and Password. (For new users, your login ID is the email address associated with your Futures+ account.)
2. Sign in.
3. Download the desktop app or select a product in the web app (see Page 3 for information on how to select a product).

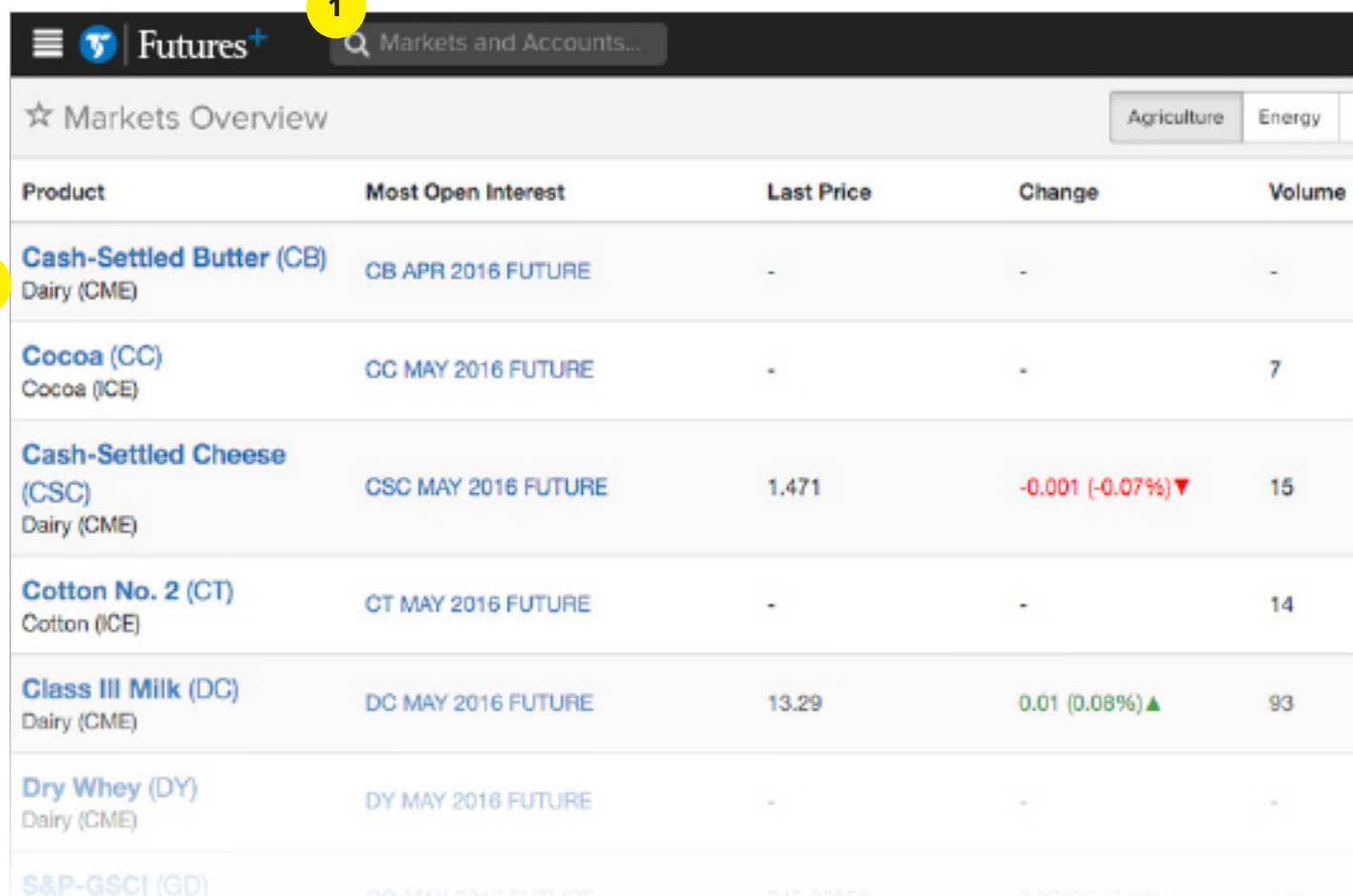


Note: The desktop app automatically displays real-time data for your orders and positions. To see real-time data on the web app, you must refresh the page in your Internet browser.

# MARKETS VIEW

3

1. Enter a product name in the Search box, then click **Search**, or click a button to select a product. If the Markets view is hidden, click the menu icon  and select **Markets**.
2. Click the name of any product in blue to trade it.



Product	Most Open Interest	Last Price	Change	Volume
<b>Cash-Settled Butter (CB)</b> Dairy (CME)	CB APR 2016 FUTURE	-	-	-
<b>Cocoa (CC)</b> Cocoa (ICE)	CC MAY 2016 FUTURE	-	-	7
<b>Cash-Settled Cheese (CSC)</b> Dairy (CME)	CSC MAY 2016 FUTURE	1.471	-0.001 (-0.07%)▼	15
<b>Cotton No. 2 (CT)</b> Cotton (ICE)	CT MAY 2016 FUTURE	-	-	14
<b>Class III Milk (DC)</b> Dairy (CME)	DC MAY 2016 FUTURE	13.29	0.01 (0.08%)▲	93
<b>Dry Whey (DY)</b> Dairy (CME)	DY MAY 2016 FUTURE	-	-	-
<b>S&amp;P-GSCI (GD)</b>				

The Order Ticket, Spread Builder, Watchlist, Market Depth, and Time and Sales tabs will display on the right. See page 5 for information on how to Buy and Sell.

# SELECT A CHAIN

4

1. Select **Futures**, **Options**, **Spreads** or **RFQs** (Request For Quotes).
2. View Market Data.
3. Click a **Bid** or **Ask** column to send your order to the Order Ticket tab.
4. Place your order in the Order Ticket tab.

TradeStation Futures+
Markets and Accounts...

Open Orders 1

100oz Gold Futures
Futures Options Spreads RFQs

Name	Bid	Ask	Last	Change	Low	High	Volume	Settlement
ZG APR 2016 FUTURE	-	-	-	-	0.0	0.0	-	1160.2
ZG JUN 2016 FUTURE	-	-	-	-	0.0	0.0	-	1161.4
ZG AUG 2016 FUTURE	-	-	-	-	0.0	0.0	-	1162.9
ZG OCT 2016 FUTURE	-	-	-	-	0.0	0.0	-	1164.6
ZG DEC 2016 FUTURE	23 1200.0	1200.9 50	-	-	1200.0	1200.9	27	1166.4
ZG FEB 2017 FUTURE	-	-	-	-	0.0	0.0	-	1168.4
ZG APR 2017 FUTURE	-	-	-	-	0.0	0.0	-	1170.6
ZG JUN 2017 FUTURE	-	-	-	-	0.0	0.0	-	1173.0
ZG AUG 2017 FUTURE	-	-	-	-	0.0	0.0	-	-
ZG OCT 2017 FUTURE	-	-	-	-	0.0	0.0	-	-
ZG DEC 2017 FUTURE	-	-	-	-	0.0	0.0	-	1181.2
ZG JUN 2018 FUTURE	-	-	-	-	0.0	0.0	-	1190.9
ZG DEC 2018 FUTURE	-	-	-	-	0.0	0.0	-	1201.6
ZG JUN 2019 FUTURE	-	-	-	-	0.0	0.0	-	1213.4
ZG DEC 2019 FUTURE	-	-	-	-	0.0	0.0	-	1226.0
ZG JUN 2020 FUTURE	-	-	-	-	0.0	0.0	-	1239.0
ZG DEC 2020 FUTURE	-	-	-	-	0.0	0.0	-	-

100oz Gold Future
Expiration: Wed, Dec 28, 2016 7:00 PM
Symbol: ZG FMZ0016

Order Ticket
Side: Sell
Order Type: Limit
Quantity: 1
Limit Price: 1200.9
Time in Force: Day
Preview Order
\$ per tick: 10.00
Cash effect: NA

Market Depth
Time and Sales

Bid
Ask

23 1200.0 1200.9 50

23 1200.9 1200.0 50

# ORDER TICKET TAB

5

1. Click the **Trade** button to open the Order Ticket.
2. Customize your order.
3. Click **Preview Order** to review your order.
4. Information on your order displays here.
5. Click **Submit Order** to submit your order.

1

\$ Trade

Build

Watch

100oz Gold Future

Expiration: Wed, Dec 28, 2016 7:00 PM

Symbol: ZG FMZ0016!

2

Order Ticket

Side: Sell

Order Type: Limit

Quantity: - 1 +

Limit Price: - 1200.0 +

Time in Force: Day

3

Preview Order

\$ per tick: 10.00

Cash effect: NA

Market Depth

Time and Sales

Bid

Ask

23

1200.0

1200.9

50

\$ Trade

Build

Watch

100oz Gold Future

Expiration: Wed, Dec 28, 2016 7:00 PM

Symbol: ZG FMZ0016!

4

Order Preview

Account: TradeStation Trading User

Side: Buy

Order Type: Limit

Quantity: 1

Limit Price: 1200.0

Time in Force: Day

5

Submit Order

Order Ticket

\$ per tick: 10.00

Cash effect: NA

Orders: 0

Position: 0

Delta: 1.00

Gamma: -

Theta: -

Vega: -

Market Depth

Time and Sales

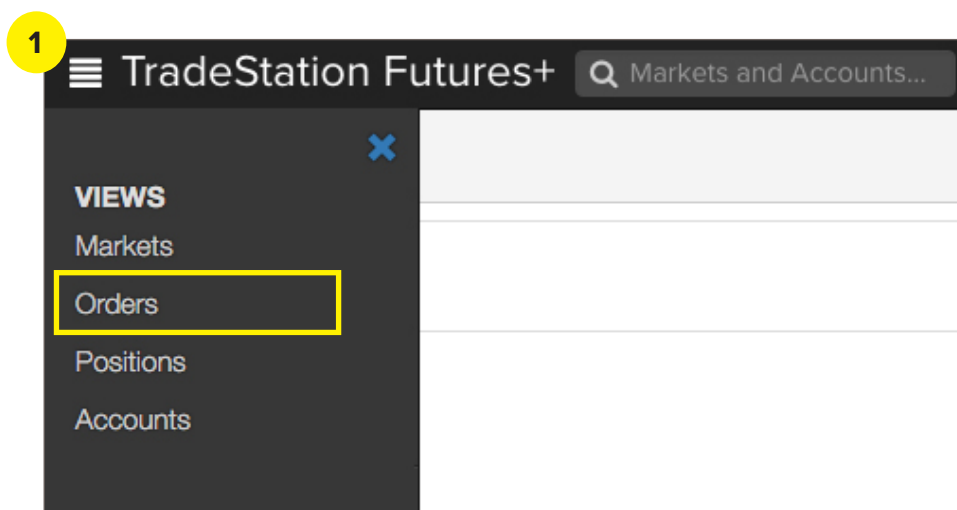
Bid

Ask

# ORDERS VIEW

6

1. Click the menu icon and select **Orders**.
2. Select the type of orders you want to display.
3. View order information and status.
4. Cancel order(s).
5. Click **Details** to modify your order.



The screenshot shows the TradeStation Futures+ application with the 'Orders' view selected. The interface includes a search bar, a dropdown menu for order status (set to 'Open'), and a 'Cancel all orders' button. The main area displays a table of orders.

Instrument	Side	Remain Qty	Filled Qty	Filled Price	Limit	Stop	Last	Type	Status	Updated	
ZG DEC 2016 FUTURE	Buy	1	-	-	1200.0	-	1200.9	Limit Day	Open	Today at 1:52 PM	<a href="#">Details</a> <span>✕</span>

# OPEN ORDERS MENU

7

1. Click **Open Orders** to view your order activity.
2. Click an order to modify it.
3. Cancel order(s).
4. View order(s).

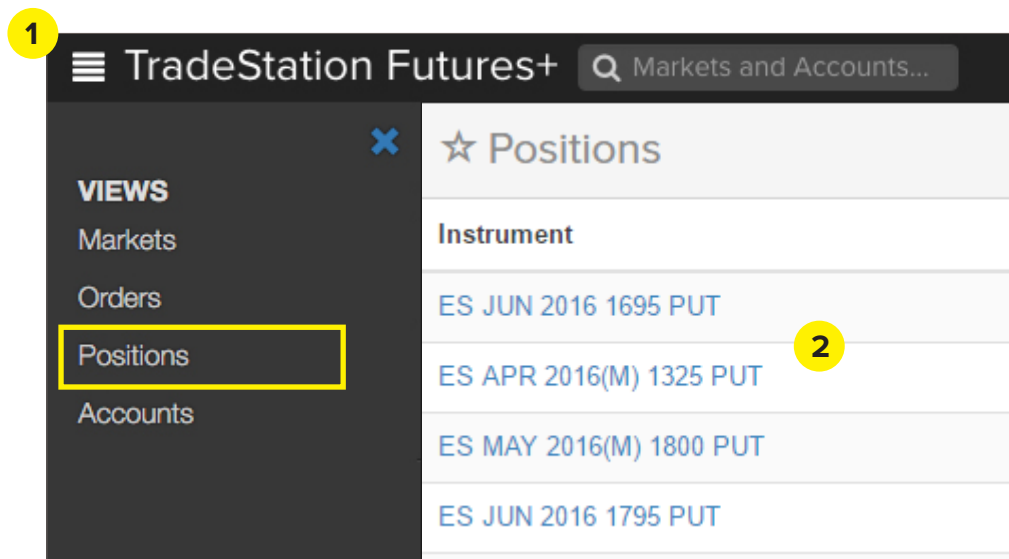
The screenshot displays the 'Open Orders' interface. At the top, a dark header bar contains the text 'Open Orders' followed by a dropdown arrow and a notification badge with the number '1'. Below this, a light gray bar features a dropdown menu set to 'Open', a red 'Cancel all orders' button, and three tabs: '\$ Trade', 'Build', and 'Watch'. The main content area is divided into two sections. The left section contains a table with columns 'Type', 'Status', and 'Updated'. The right section displays details for a '100oz Gold Future' contract, including its expiration date and symbol. A yellow circle with the number '1' is positioned above the 'Open Orders' header. A second, overlapping screenshot is shown below the first. This second screenshot shows a 'Futures' tab selected, displaying a table of open orders for 'ZG DEC 2016 FUTURE'. A yellow circle with the number '2' is placed over the contract name. A yellow circle with the number '3' is placed over the 'Low' column header. A yellow circle with the number '4' is placed over the 'View all orders' button. The table in the second screenshot includes columns for 'Low', 'High', 'Bid', 'Ask', and 'Volume', with numerical data for each row.



# POSITIONS VIEW

8

1. Click the menu icon and select **Positions**.
2. View summaries by product.



# ACCOUNTS VIEW

9

1. Click the menu icon and select **Accounts**.

1

TradeStation Futures+

☆ Accounts

Margin: \$89,894   Cash: \$152,717   Net Liq: \$123,017   Profit & Loss: \$1,199

Instrument	Quantity
ES APR 2016(W) 2080 PUT	-2
CL JUN 2016 45 CALL	0
ES MAY 2016(W) 1970 PUT	-6
ES JUN 2016 2025 PUT	1

# FAVORITES

10

1. Locate the Star icon at the top of the page.
2. Click the Star icon to add or remove from **Favorites**.
3. Open the menu icon to access your **Favorites**.

TradeStation Futures+

1

☆ Cash-Settled Butter Futures

Name	Bid		Ask		Last	
CB APR 2016 FUTURE	1	201.800	201.975	2	1	202.000
CB MAY 2016 FUTURE						
CB JUN 2016 FUTURE						

TradeStation Futures+

2

★ Cash-Settled Butter Futures

Name	Bid		Ask		Last	
CB APR 2016 FUTURE	1	201.800	201.975	2	1	202.000
CB MAY 2016 FUTURE	1	207.500	208.475	2	2	206.500
CB JUN 2016 FUTURE	2	210.025	212.875	3	1	210.000

3

FAVORITES

CB Futures

×

er Futures

Bid	Ask		Last	
201.800	201.975	2	1	202.000
207.500	208.475	2	2	206.500
210.025	212.875	3	1	210.000
212.000	212.975	2	1	210.850

VIEWS

Markets

Orders

# SPREAD BUILDER TAB

11

1. Click the **Build** button to open the Spread Builder.
2. Click an instrument on the Markets view.
3. Drag and drop it into the Spread Builder tab.
4. The new spread appears in your Spread Builder. Add legs as desired and customize your spread.
5. Click the **RFQs Spread** button to open the RFQ window for options spreads, or the **Create and RFQ** button for futures spreads.

The screenshot shows the Spread Builder interface. On the left is a table of market data. On the right is the Spread Builder panel. Numbered callouts indicate the following steps:

- 1**: Points to the **Build** button in the top right of the Spread Builder panel.
- 2**: Points to the **Spreads** tab in the top left of the interface.
- 3**: Points to the **E-mini S&P 500 1 x 3 Ratio** spread being added to the builder.
- 4**: Points to the **Spread Legs** section where individual spread components are defined.
- 5**: Points to the **RFQ Spread** button in the bottom right of the Spread Builder panel.

Ask		Last		Settlement
4.20	92	-	-	-
0.90	77	-	-	-
0.40	138	-	-	-
0.05	130	-	-	-
1.35	98	-	-	-
-2.05	79	-	-	-
-3.40	76	1	-3.15	-
-0.65	138	-	-	-
2.95	85	-	-	-
-4.25	67	-	-	-
-0.75	97	2	-0.85	-
25.75	139	-	-	-
1.35	33	-	-	-

**Spread Builder Panel:**

**E-mini S&P 500 1 x 3 Ratio**  
 Expiration: Fri, Apr 29, 2016 9:30 AM  
 Symbol: UD:1V: 13 0425911150

Bid:      Ask:      Theo:

Add to Trade      RFQ Spread

**Spread Legs**      Clear Legs

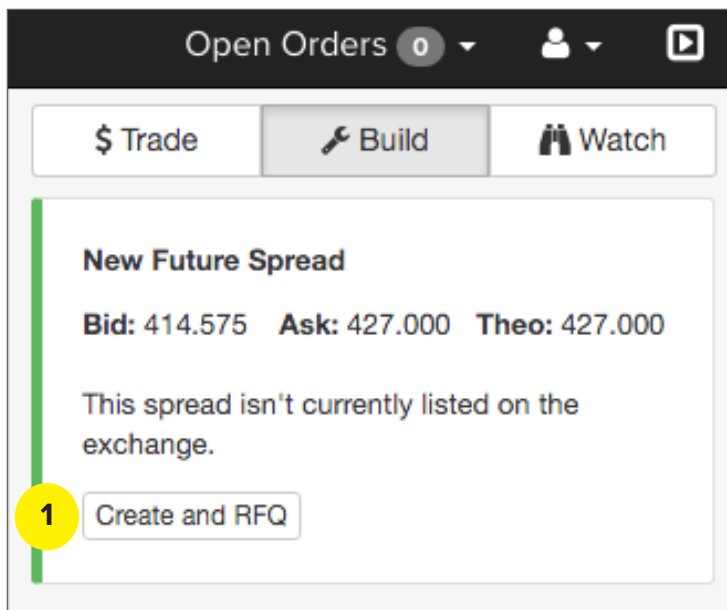
1 ES MAY 2016 1980 PUT  
 May 2016 - S      Put      1980  
 Bid: 4.85      Ask: 4.95      Theo: 4.67

-3 ES MAY 2016 1900 PUT  
 May 2016 - S      Put      1900  
 Bid: 1.60      Ask: 1.70      Theo: 1.52

# RFQ WINDOW

12

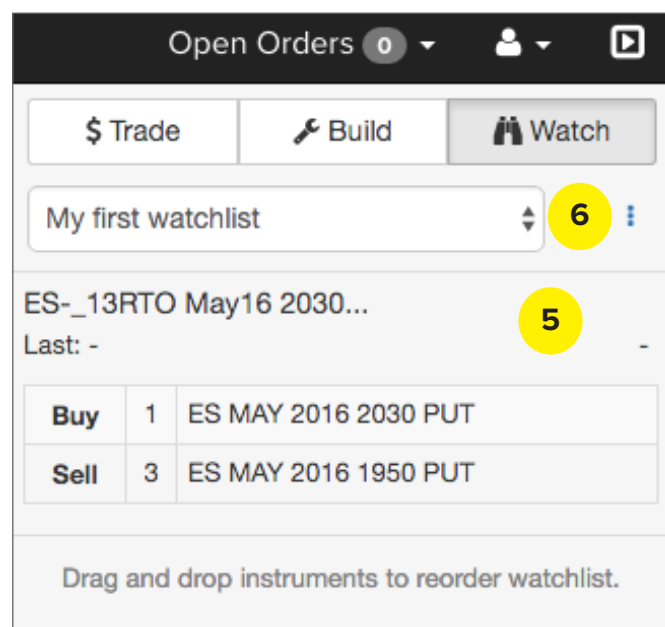
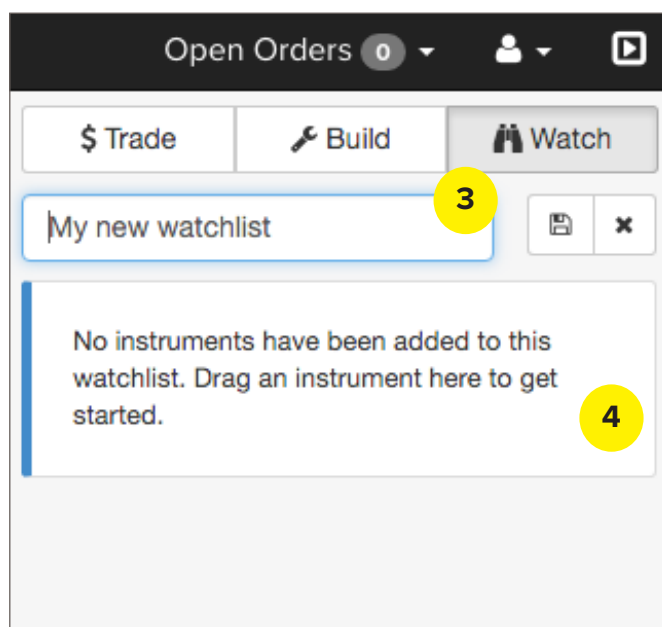
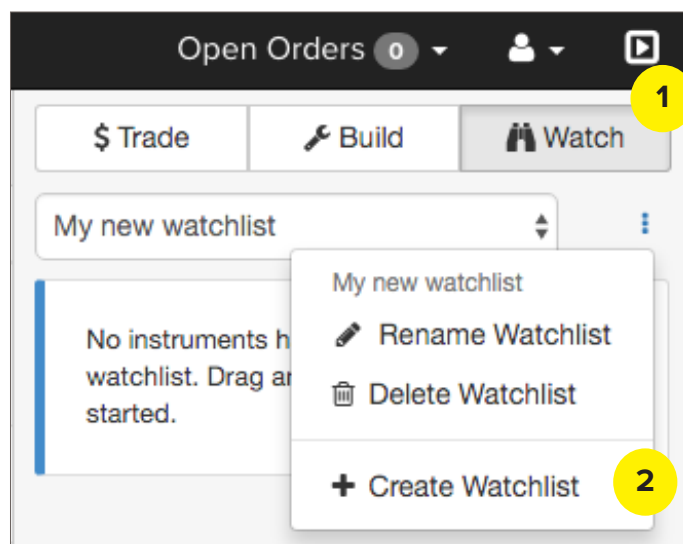
1. On the Spread Builder tab, click the **Create and RFQ** button to open the RFQ window for futures spreads, or click the **RFQ** button for options spreads. Or, on the Markets view, click the **RFQ** button.



# WATCHLIST TAB

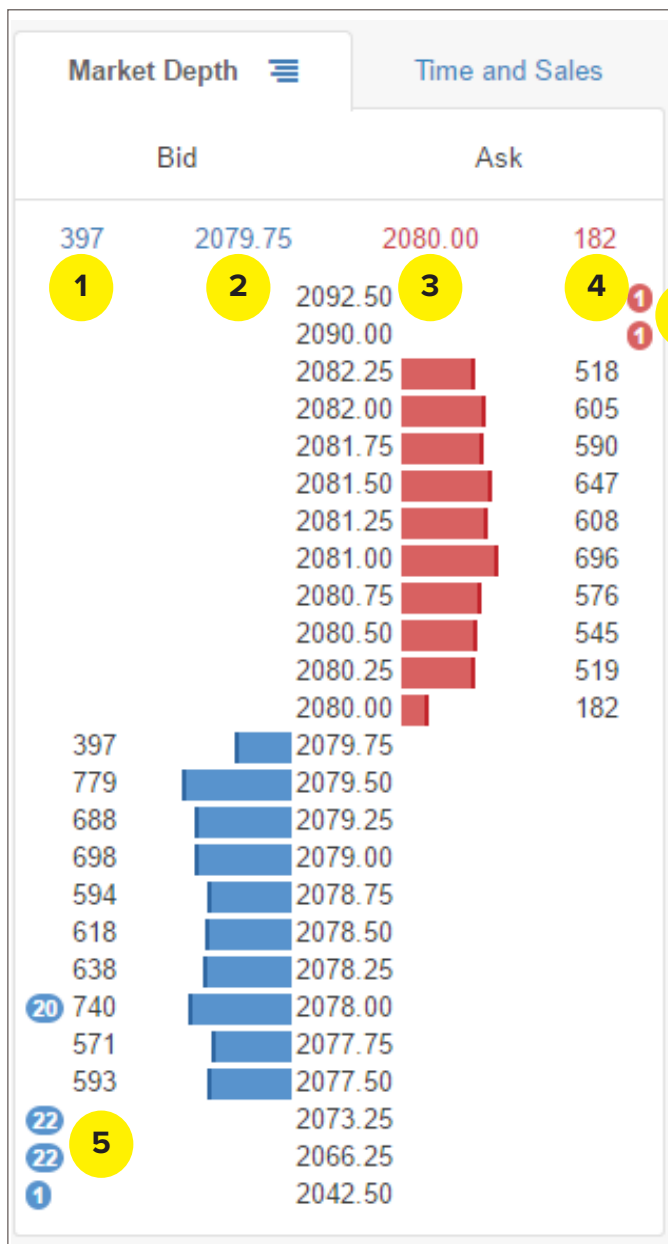
13

1. Click the **Watch** button.
2. Select **+Create Watchlist** from the drop-down.
3. Name the watchlist and save it.
4. Click an instrument on the Markets view and drag and drop it into the Watch tab.
5. The instrument appears on your watch list.
6. Switch between your lists.



# MARKET DEPTH TAB

14




1. Size
2. Bid
3. Ask
4. Size
5. Remaining quantity of open orders
6. Depth of the book

# TIME & SALES TAB

15

Monitor the actual trades taking place for a specific contract in real time:

1. Time
2. Price
3. Quantity

Market Depth 		Time and Sales
1 Time	2 Price	3 Quantity
12:49:19	1.656	2
12:49:14	1.656	4
12:46:45	1.656	5
12:46:42	1.656	5
12:35:32	1.646	5



# RISK TAB

16

1. Click the **Risk** tab to view the impact of a change in the underlying for each product position.

1

PositionsToday's OrdersOpen OrdersRisk

☆ Accounts

Margin: \$89,894 Cash: \$152,717 Net Liq: \$123,017 Profit & Loss: \$1,199

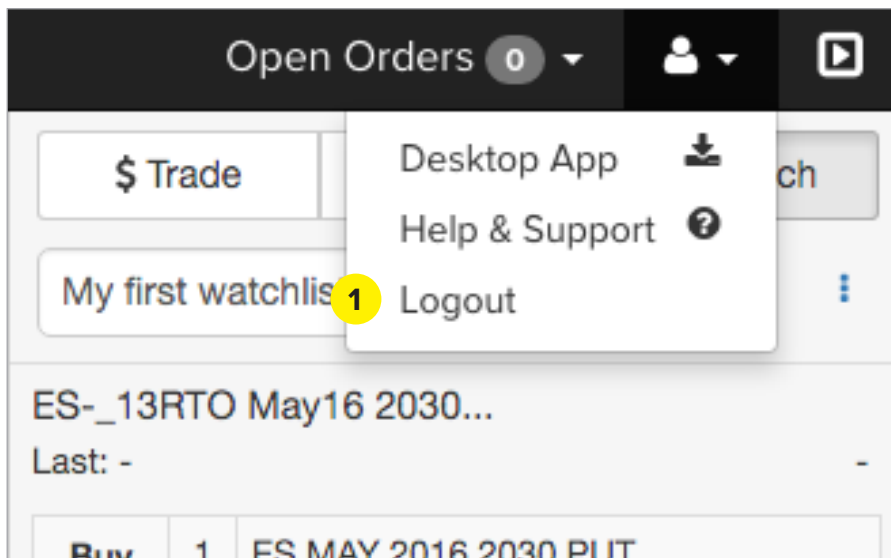
Displaying Delta for product EW4 Show Relative As of 10:48am Refresh

U/P %	Today	Tomorrow	04/24	04/27	05/02	05/12	05/22	06/21	07/21
20%	0.00	0.00	0.00	0.00	0.00	0.00	0.00	0.00	0.00
10%	0.00	0.00	0.00	0.00	0.00	0.00	0.00	0.00	0.00
5%	0.00	0.00	0.00	0.00	0.00	0.00	0.00	0.00	0.00
1%	-0.13	-0.13	-0.13	-0.13	-0.13	-0.13	-0.13	-0.13	-0.13
0%	-1.69	-1.69	-1.69	-1.69	-1.69	-1.69	-1.69	-1.69	-1.69
-1%	-2.00	-2.00	-2.00	-2.00	-2.00	-2.00	-2.00	-2.00	-2.00
-5%	-2.00	-2.00	-2.00	-2.00	-2.00	-2.00	-2.00	-2.00	-2.00
-10%	-2.00	-2.00	-2.00	-2.00	-2.00	-2.00	-2.00	-2.00	-2.00
-20%	-2.00	-2.00	-2.00	-2.00	-2.00	-2.00	-2.00	-2.00	-2.00

# LOGGING OUT

17

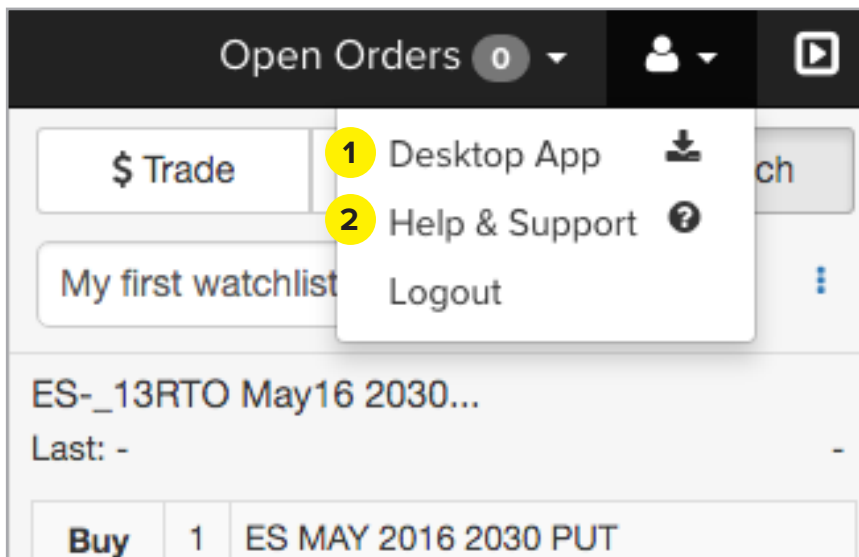
1. Select **Logout** to log out.



# HELP & SUPPORT

18

1. Download the Futures+ **Desktop App**.
2. Select **Help & Support** for links to Futures+ resources.



For additional assistance, log in to the [Client Center](#) using your TradeStation account credentials.

## IMPORTANT INFORMATION

No offer or solicitation to buy or sell securities, securities derivatives or futures products of any kind, or any type of trading or investment advice, recommendation or strategy, is made, given or in any manner endorsed by any TradeStation affiliate. Past performance, whether actual or indicated by historical tests of strategies, is no guarantee of future performance or success. Active trading is generally not appropriate for someone with limited resources, limited investment or trading experience, or low risk tolerance. Please visit our website [www.tradestation.com](http://www.tradestation.com) or [www.tradestation-international.com](http://www.tradestation-international.com) for relevant risk disclosures. Equities, equities options, and commodity futures products and services are offered by TradeStation Securities, Inc. (Member [NYSE](#), [FINRA](#), [CME](#) and [SIPC](#)).

Options trading is not suitable for all investors. Your account application to trade options will be considered and approved or disapproved based on all relevant factors, including your trading experience. View the document titled [Characteristics and Risks of Standardized Options](#). Before trading any asset class, customers must read the relevant risk disclosure statements on our [Other Information](#) page. System access and trade placement and execution may be delayed or fail due to market volatility and volume, quote delays, system and software errors, Internet traffic, outages and other factors.

©2017 TradeStation. All rights reserved.